



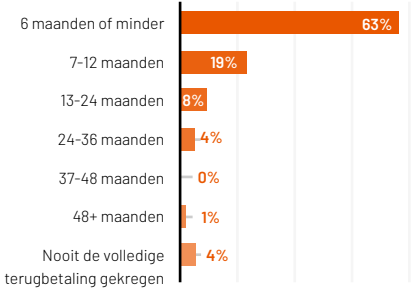
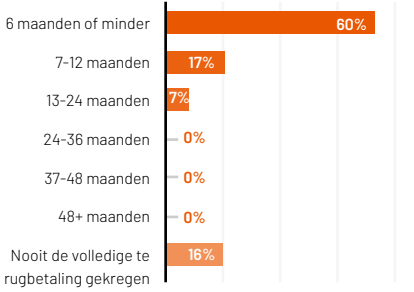
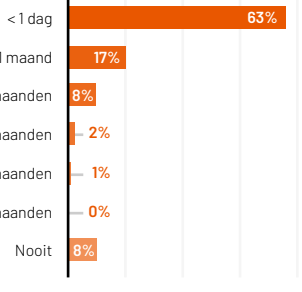
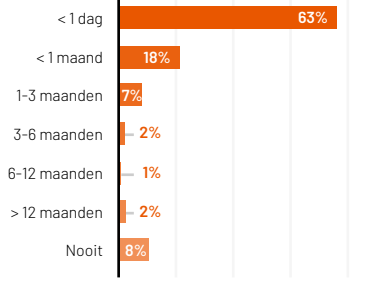
G2 PDF EDITOR VERGELIJKING

Zomer 2021

Beoordelingen van gebruikerstevredenheid

Deze data zijn van toepassing op de categorie **Documenten creëren**. Alle beoordelingen zijn verzameld tot op de datum van **29 juni 2021**.

| |  Foxit PDF Editor |  Adobe Acrobat DC |
|---|---|---|
| Sterrenbeoordeling | ★★★★☆ 583 beoordelingen | ★★★★☆ 1811 beoordelingen |
| Beoordelingen | | |
| Voldoet aan vereisten | 94% Antwoorden: 417 | 92% Antwoorden: 1777 |
| Beheergemak | 90% Antwoorden: 145 | 88% Antwoorden: 275 |
| Gebruiksgemak | 91% Antwoorden: 416 | 86% Antwoorden: 1779 |
| Instelgemak | 94% Antwoorden: 146 | 88% Antwoorden: 289 |
| Gemak om er zaken mee te doen | 92% Antwoorden: 139 | 86% Antwoorden: 250 |
| Ondersteuningskwaliteit | 90% Antwoorden: 302 | 83% Antwoorden: 1252 |
| Hoe waarschijnlijk is het dat u het product aan een vriend of collega zou aanbevelen? | 93% Antwoorden: 505 | 90% Antwoorden: 2004 |
| Productrichting (% positief) | 90% Antwoorden: 400 | 84% Antwoorden: 1749 |

| |  Foxit PDF Editor |  Adobe Acrobat DC | | | | | | | | | | | | | | | | | | | | | | | | | | | | | | | | |
|---|--|---|------------|---------------------|-----|--------------|-----|---------------|----|---------------|----|---------------|----|--------------|----|---|----|---|--------------------|------------|---------------------|-----|--------------|-----|---------------|----|---------------|----|---------------|----|--------------|----|---|-----|
| Gem. ROI (maanden) |  <table border="1"> <thead> <tr> <th>ROI Categorie</th> <th>Percentage</th> </tr> </thead> <tbody> <tr><td>6 maanden of minder</td><td>63%</td></tr> <tr><td>7-12 maanden</td><td>19%</td></tr> <tr><td>13-24 maanden</td><td>8%</td></tr> <tr><td>24-36 maanden</td><td>4%</td></tr> <tr><td>37-48 maanden</td><td>0%</td></tr> <tr><td>48+ maanden</td><td>1%</td></tr> <tr><td>Nooit de volledige terugbetaling gekregen</td><td>4%</td></tr> </tbody> </table> <p>Gemiddeld 9 maanden</p> | ROI Categorie | Percentage | 6 maanden of minder | 63% | 7-12 maanden | 19% | 13-24 maanden | 8% | 24-36 maanden | 4% | 37-48 maanden | 0% | 48+ maanden | 1% | Nooit de volledige terugbetaling gekregen | 4% |  <table border="1"> <thead> <tr> <th>ROI Categorie</th> <th>Percentage</th> </tr> </thead> <tbody> <tr><td>6 maanden of minder</td><td>60%</td></tr> <tr><td>7-12 maanden</td><td>17%</td></tr> <tr><td>13-24 maanden</td><td>7%</td></tr> <tr><td>24-36 maanden</td><td>0%</td></tr> <tr><td>37-48 maanden</td><td>0%</td></tr> <tr><td>48+ maanden</td><td>0%</td></tr> <tr><td>Nooit de volledige terugbetaling gekregen</td><td>16%</td></tr> </tbody> </table> <p>Gemiddeld 13 maanden</p> | ROI Categorie | Percentage | 6 maanden of minder | 60% | 7-12 maanden | 17% | 13-24 maanden | 7% | 24-36 maanden | 0% | 37-48 maanden | 0% | 48+ maanden | 0% | Nooit de volledige terugbetaling gekregen | 16% |
| ROI Categorie | Percentage | | | | | | | | | | | | | | | | | | | | | | | | | | | | | | | | | |
| 6 maanden of minder | 63% | | | | | | | | | | | | | | | | | | | | | | | | | | | | | | | | | |
| 7-12 maanden | 19% | | | | | | | | | | | | | | | | | | | | | | | | | | | | | | | | | |
| 13-24 maanden | 8% | | | | | | | | | | | | | | | | | | | | | | | | | | | | | | | | | |
| 24-36 maanden | 4% | | | | | | | | | | | | | | | | | | | | | | | | | | | | | | | | | |
| 37-48 maanden | 0% | | | | | | | | | | | | | | | | | | | | | | | | | | | | | | | | | |
| 48+ maanden | 1% | | | | | | | | | | | | | | | | | | | | | | | | | | | | | | | | | |
| Nooit de volledige terugbetaling gekregen | 4% | | | | | | | | | | | | | | | | | | | | | | | | | | | | | | | | | |
| ROI Categorie | Percentage | | | | | | | | | | | | | | | | | | | | | | | | | | | | | | | | | |
| 6 maanden of minder | 60% | | | | | | | | | | | | | | | | | | | | | | | | | | | | | | | | | |
| 7-12 maanden | 17% | | | | | | | | | | | | | | | | | | | | | | | | | | | | | | | | | |
| 13-24 maanden | 7% | | | | | | | | | | | | | | | | | | | | | | | | | | | | | | | | | |
| 24-36 maanden | 0% | | | | | | | | | | | | | | | | | | | | | | | | | | | | | | | | | |
| 37-48 maanden | 0% | | | | | | | | | | | | | | | | | | | | | | | | | | | | | | | | | |
| 48+ maanden | 0% | | | | | | | | | | | | | | | | | | | | | | | | | | | | | | | | | |
| Nooit de volledige terugbetaling gekregen | 16% | | | | | | | | | | | | | | | | | | | | | | | | | | | | | | | | | |
| Gem. Tijd tot live gaan |  <table border="1"> <thead> <tr> <th>Tijd tot live gaan</th> <th>Percentage</th> </tr> </thead> <tbody> <tr><td>< 1 dag</td><td>63%</td></tr> <tr><td>< 1 maand</td><td>17%</td></tr> <tr><td>1-3 maanden</td><td>8%</td></tr> <tr><td>3-6 maanden</td><td>2%</td></tr> <tr><td>6-12 maanden</td><td>1%</td></tr> <tr><td>> 12 maanden</td><td>0%</td></tr> <tr><td>Nooit</td><td>8%</td></tr> </tbody> </table> <p>Gemiddeld 2 maanden</p> | Tijd tot live gaan | Percentage | < 1 dag | 63% | < 1 maand | 17% | 1-3 maanden | 8% | 3-6 maanden | 2% | 6-12 maanden | 1% | > 12 maanden | 0% | Nooit | 8% |  <table border="1"> <thead> <tr> <th>Tijd tot live gaan</th> <th>Percentage</th> </tr> </thead> <tbody> <tr><td>< 1 dag</td><td>63%</td></tr> <tr><td>< 1 maand</td><td>18%</td></tr> <tr><td>1-3 maanden</td><td>7%</td></tr> <tr><td>3-6 maanden</td><td>2%</td></tr> <tr><td>6-12 maanden</td><td>1%</td></tr> <tr><td>> 12 maanden</td><td>2%</td></tr> <tr><td>Nooit</td><td>8%</td></tr> </tbody> </table> <p>Gemiddeld 2 maanden</p> | Tijd tot live gaan | Percentage | < 1 dag | 63% | < 1 maand | 18% | 1-3 maanden | 7% | 3-6 maanden | 2% | 6-12 maanden | 1% | > 12 maanden | 2% | Nooit | 8% |
| Tijd tot live gaan | Percentage | | | | | | | | | | | | | | | | | | | | | | | | | | | | | | | | | |
| < 1 dag | 63% | | | | | | | | | | | | | | | | | | | | | | | | | | | | | | | | | |
| < 1 maand | 17% | | | | | | | | | | | | | | | | | | | | | | | | | | | | | | | | | |
| 1-3 maanden | 8% | | | | | | | | | | | | | | | | | | | | | | | | | | | | | | | | | |
| 3-6 maanden | 2% | | | | | | | | | | | | | | | | | | | | | | | | | | | | | | | | | |
| 6-12 maanden | 1% | | | | | | | | | | | | | | | | | | | | | | | | | | | | | | | | | |
| > 12 maanden | 0% | | | | | | | | | | | | | | | | | | | | | | | | | | | | | | | | | |
| Nooit | 8% | | | | | | | | | | | | | | | | | | | | | | | | | | | | | | | | | |
| Tijd tot live gaan | Percentage | | | | | | | | | | | | | | | | | | | | | | | | | | | | | | | | | |
| < 1 dag | 63% | | | | | | | | | | | | | | | | | | | | | | | | | | | | | | | | | |
| < 1 maand | 18% | | | | | | | | | | | | | | | | | | | | | | | | | | | | | | | | | |
| 1-3 maanden | 7% | | | | | | | | | | | | | | | | | | | | | | | | | | | | | | | | | |
| 3-6 maanden | 2% | | | | | | | | | | | | | | | | | | | | | | | | | | | | | | | | | |
| 6-12 maanden | 1% | | | | | | | | | | | | | | | | | | | | | | | | | | | | | | | | | |
| > 12 maanden | 2% | | | | | | | | | | | | | | | | | | | | | | | | | | | | | | | | | |
| Nooit | 8% | | | | | | | | | | | | | | | | | | | | | | | | | | | | | | | | | |

Over G2

G2, 's werelds toonaangevende softwarebeoordelingsplatform, benut echte beoordelingen van zakelijke gebruikers om betere aankoopbeslissingen te bevorderen. Kopers van technologie, investeerders en analisten gebruiken G2 om de beste software te vergelijken en te selecteren op basis van beoordelingen door collega's en gesynthetiseerde data van sociale media.