

User Manual



Foxit PDF Creator Toolbar

For Windows

Foxit

Microsoft
GOLD CERTIFIED

Partner

©2010 Foxit Corporation. All Rights Reserved.

Contents

FOXIT CORPORATION LICENSE AGREEMENT FOR DESKTOP AND SERVER SOFTWARE APPLICATIONS.....	VII
Chapter 1 – Introduction	14
Features	14
Chapter 2 – Installation & Uninstallation	15
System Requirements.....	16
Installing Foxit PDF Creator Toolbar	17
What Happens to Your System After Installation	22
Uninstalling Foxit PDF Creator Toolbar.....	23
Chapter 3 - Settings for PDF Creation.....	24
Overview	25
General.....	26
Layout	28
Fonts	29
About	31
Chapter 4 – Using Foxit PDF Creator Toolbar.....	32
To create PDF files.....	33
Creating PDF Files From Different File Formats	33
Windows Notepad.....	33
Microsoft Word.....	33
Microsoft Excel.....	34
Internet Explorer.....	34
Contact Us	35

FOXIT CORPORATION LICENSE AGREEMENT FOR DESKTOP AND SERVER SOFTWARE APPLICATIONS

IMPORTANT - READ CAREFULLY: This Foxit Corporation ("Foxit") License Agreement ("License" or "Agreement") is a legal agreement between you (either an individual or an entity, who will be referred to in this License as "you" or "your") and Foxit for the use of desktop and server software applications, and which may include associated media, printed materials, and other components and software modules including but not limited to drivers ("Product"). The Product also includes any software updates and upgrades that Foxit may provide to you or make available to you, or that you obtain after the date you obtain your initial copy of the Product, to the extent that such items are not accompanied by a separate license agreement or terms of use. BY INSTALLING, COPYING, DOWNLOADING, ACCESSING OR OTHERWISE USING THE PRODUCT, YOU AGREE TO BE BOUND BY THE TERMS OF THIS FOXIT LICENSE AGREEMENT. IF YOU DO NOT AGREE TO THE TERMS OF THIS AGREEMENT YOU HAVE NO RIGHTS TO THE PRODUCT AND SHOULD NOT INSTALL, COPY, DOWNLOAD, AND ACCESS OR USE THE PRODUCT.

The Product is protected by copyright laws as well as other intellectual property laws. The Product is licensed and not sold.

1. **GRANT OF LICENSE.** Foxit grants you a non-exclusive, nontransferable license to install and use the Product subject to all the terms and conditions set forth here within.

1.1. **Single-Use Perpetual License.** You may permit a single authorized end user to install the Product on a single computer for use by that end user only. Remote access is not permitted without the express written consent of Foxit.

1.2. **Single-Use Term License.** Same usage terms as the Single-Use Perpetual License. The period of use is limited to a fixed duration at which the time the Product must be uninstalled from the computer unless the license is renewed for an additional period of time.

2. **ADDITIONAL LIMITATIONS.** You may not reverse engineer, decompile, or disassemble the Product, except and only to the extent that it is expressly permitted by applicable law notwithstanding this limitation. You may not rent, lease, lend or transfer the Product, or host the Product for third parties. The Product is licensed as a single integral product; its component parts may not be separated for use on more than one computer. The Product may include copy protection technology to prevent the unauthorized copying of the Product or may require original media for use of the Product on the computer. It is illegal to make unauthorized copies of the Product or to circumvent any copy protection technology included in the Product. The software may not be resold

either by you or a third party customer without the prior written permission of Foxit. All rights not expressly granted to you are retained by Foxit.

2.1. Third Party Software. The Product may contain third party software that Foxit can grant sublicenses to use and which is also protected by copyright law and other applicable laws.

3. EDUCATIONAL USE. If the Product you have received with this Agreement is an Educational Software Bundle (where the Product is received by virtue of your participation in a Foxit program designed for educational or research institutions, or is provided by Foxit to you under some other arrangement), you are not entitled to use the Product unless you are an employee or student of such educational institution. Educational Software Products may be used for educational and research purposes only. Commercial and general production use of Educational Software Products is specifically prohibited. The Product is provided under a Single-Use Term License as described above. You may install one copy of the Product on one desktop computer in a designated computer used for educational purposes under your license agreement. Your Educational license is granted for a period of one year, unless stated otherwise, from when the Product license keys are made available to you. Your Educational license entitles you to email and telephone support for up to two designated employees and product upgrades during the term of your license. You grant Foxit the right to use material created under such license for marketing and advertising purposes.

4. SUPPORT AND MAINTENANCE TERMS AND CONDITIONS.

4.1. Term of Maintenance. Foxit agrees to provide Maintenance (as defined herein) to you, pursuant to the terms and conditions set forth herein provided that you pay the Maintenance Fee for each Product for which Maintenance is desired and as further described in Section 4.4 below. Maintenance will be provided for a period of one year, unless otherwise agreed to by the parties in writing, from the date of purchase of the Product (the "Initial Support and Maintenance Term"), and with renewals, annually from the expiration date of the prior Support and Maintenance Term. Failure to renew annual maintenance may result in you having to purchase a new license in order to receive future versions of software and associated ongoing support and maintenance.

4.2. Maintenance Services. In exchange for the Maintenance Fee, Foxit agrees to provide to you during the term of this Agreement support and maintenance (collectively "Maintenance") as follows:

4.2.1. Support: Foxit will provide email and telephone support to you for current versions of the Product. Foxit will investigate all of your questions and problems promptly. You agree to provide adequate information to Foxit to assist in the investigation and to confirm that any problems have been resolved. Foxit does not provide guaranteed response time but will make good faith effort to answer emails and voice mails within twenty-four (24) hours or

less during weekdays, excluding holidays.

4.2.2. Maintenance: Foxit will supply to you, at no additional charge, any improvements, upgrades, or modifications to the Product that Foxit makes generally available. Any such improvements, upgrades, or modifications shall become part of the Product for all purposes of this Agreement.

4.2.3. You acknowledge and agree that the Maintenance to be provided by Foxit hereunder is limited to the most current version of the Product and the immediately preceding version.

4.3. Exclusions. Foxit's obligation to provide Support is contingent upon proper use of the Product and full compliance with this Agreement. Moreover, Foxit shall be under no obligation to provide Support should such services be required due to (a) failure to operate the Product within the systems requirements provided for the Product (b) any modification or attempted modification of the Product by you or any third party or (C) your failure or refusal to implement Product changes recommended by.

4.4. Consideration. In payment of the Maintenance services to be provided by Foxit hereunder, you shall pay Foxit, or its authorized agent, the applicable fee for the Initial Support and Maintenance Term as indicated on the related invoice, receipt, purchase order, or other ordering document ("Maintenance Fee"). At the end of the Initial Support and Maintenance Term, or any subsequent Support and Maintenance Term, you may renew participation in Maintenance services for additional annual term(s) provided you (a) are current on all payments due to Foxit and (b) pay Foxit, or its authorized agent, the applicable renewal fee, which Foxit, or its authorized agent, shall invoice prior to the end of the preceding term, unless terminated by you at least 30 days prior to the expiration of the then current Support and Maintenance Term. The Maintenance Fee for renewal shall be equal to the Maintenance Fee for the immediate preceding annual term plus an increase by a percentage not to exceed the Consumer Price Index (CPI), as published by the U.S. Department of Labor. In addition, Maintenance shall be discontinued for any and all subsequent Support and Maintenance Terms for which you fail to pay Foxit the invoice within ten (10) days after the prior Maintenance expiration date.

4.5. Exceptions. For use of the Product or a Beta Software Product, only the Maintenance Services and Exclusions paragraphs of this section apply. For use of the Product under Educational Use terms, the Maintenance Services and Exclusion paragraphs apply as long as you pay for the maintenance period defined under your Single-Use Term License.

5. PAYMENT TERMS. Unless explicitly set forth in this Agreement, all fees and other amounts due under this Agreement are non-cancelable and non-refundable. Unless otherwise agreed to by the parties, you shall pay all fees or amounts within 30 days of the date of the invoice. A late fee shall be

charged on any overdue amounts and any other fees and expenses not paid as provided under this Agreement at the rate of one and one-half percent (1½%) per month, or the highest rate allowable under applicable law, whichever is less, commencing with the date payment was due.

6. **TAXES.** The fees and all other amounts due as set forth in this Agreement are net amounts to be received by Foxit, exclusive of all taxes, duties, and assessments, including without limitation all sales, withholding, VAT, excise, ad valorem, and use taxes (collectively, the "Taxes"), and are not subject to offset or reduction because of any Taxes incurred by you or otherwise due as a result of this Agreement. You shall be responsible for and shall pay directly, any and all Taxes relating to the performance of this Agreement, provided that this paragraph shall not apply to taxes based solely on Foxit's income.

7. **CONSENT TO USE OF DATA.** If Foxit provides any support services to you, you agree that Foxit and its affiliates may collect and use all information you provide as a part of any such support services related to the Product. Foxit agrees not to use this information in a form that personally identifies you.

8. **INTELLECTUAL PROPERTY RIGHTS.** Subject to the license grant hereunder, all right, title and interest in and to the Product, the accompanying printed materials, and any copies of the Product are owned by Foxit and its licensors.

9. **EXPORT RESTRICTIONS.** You acknowledge that Product is of U.S. origin. You agree to comply with all applicable foreign, federal, state and local laws and regulations governing your use of the Product. Without limiting the foregoing, in the event that this Agreement permits export of the Product outside the U.S., you shall be solely responsible for compliance with all applicable U.S. export laws, rules, and regulations. The Product is subject to the U.S. Export Administration Regulations and other U.S. law, and may not be exported or re-exported to certain countries (currently Cuba, Iran, Libya, North Korea, Sudan and Syria) or to persons or entities prohibited from receiving U.S. exports (including those (a) on the Bureau of Industry and Security Denied Parties List or Entity List, (b) on the Office of Foreign Assets Control list of Specially Designated Nationals and Blocked Persons, and (c) involved with missile technology or nuclear, chemical or biological weapons).

10. WARRANTY

10.1. **Warranty.** Foxit warrants that for a period of 90 days from the date of delivery ("Warranty Period"), under normal use, the Product will perform substantially in conformance with the specifications published in the Documentation. During such period, and as the sole obligation of Foxit and your sole remedy under the warranty in this Section, if you provide written notice of Foxit's failure to comply with the above warranty, Foxit will use reasonable commercial efforts to correct such nonconformity in the Product as in accordance with the terms of the Maintenance and Support Policy. In addition, if Foxit determines it is not commercially reasonable to correct the nonconformity, Foxit may elect to terminate the license to such Product, upon which termination Licensee

will promptly return to Foxit all such copies of such Product. Upon receipt of the Product from Licensee, Foxit will return to Licensee all license fees (and any unused support fees) paid to Foxit by you for such Product. This warranty set forth above does not apply to, and Foxit shall have no obligation with respect to, any non-conformity arising as a result of (i) use of the Product other than as specified under this Agreement and the related Documentation; (ii) any modification or alteration of the Product performed other than by Foxit or its agents, or (iii) transfer of the Product to any computer system other than the ones on which Product is authorized to be stalled, except as permitted in this Agreement.

10.2. Disclaimer. Other than the warranty set forth in Section 10.1 above, and to the maximum extent permitted by applicable law, Foxit, its authorized resellers and their subsidiaries provides the Product and any support services related to the Product ("Support Services") AS IS AND WITH ALL FAULTS, and hereby disclaim all other warranties and conditions, either express, implied or statutory, including, but not limited to, any implied warranties, duties or conditions of merchantability, of fitness for a particular purpose, of accuracy or completeness of responses, of results, of workmanlike effort, of lack of viruses, and of lack of negligence, all with regard to the Product, and the provision of or failure to provide support services.

11. LIMIT OF LIABILITY AND EXCLUSION OF INCIDENTAL, CONSEQUENTIAL AND CERTAIN OTHER DAMAGES. TO THE MAXIMUM EXTENT PERMITTED BY APPLICABLE LAW, IN NO EVENT SHALL FOXIT, ITS AUTHORIZED RESELLERS OR THEIR SUBSIDIARIES BE LIABLE FOR ANY SPECIAL, INCIDENTAL, INDIRECT, PUNITIVE OR CONSEQUENTIAL DAMAGES WHATSOEVER (INCLUDING, BUT NOT LIMITED TO, DAMAGES FOR LOSS OF PROFITS OR CONFIDENTIAL OR OTHER INFORMATION, FOR BUSINESS INTERRUPTION, FOR PERSONAL INJURY, FOR LOSS OF PRIVACY, FOR FAILURE TO MEET ANY DUTY INCLUDING OF GOOD FAITH OR OF REASONABLE CARE, FOR NEGLIGENCE, AND FOR ANY OTHER PECUNIARY OR OTHER LOSS WHATSOEVER) ARISING OUT OF OR IN ANY WAY RELATED TO THE USE OF OR INABILITY TO USE THE PRODUCT, THE PROVISION OF OR FAILURE TO PROVIDE SUPPORT SERVICES, OR OTHERWISE UNDER OR IN CONNECTION WITH ANY PROVISION OF THIS LICENSE, EVEN IN THE EVENT OF THE FAULT, TORT (INCLUDING NEGLIGENCE), STRICT LIABILITY, BREACH OF CONTRACT OR BREACH OF WARRANTY OF FOXIT, EVEN IF FOXIT HAS BEEN ADVISED OF THE POSSIBILITY OF SUCH DAMAGES.

11.1. LIMITATION OF LIABILITY AND REMEDIES. Notwithstanding any damages that you might incur for any reason whatsoever (including, without limitation, all damages referenced above and all direct or general damages), the entire liability of Foxit, its resellers and their subsidiaries under any provision of this License and your exclusive remedy for all of the foregoing shall be limited to the amount actually paid by you for the Product. The foregoing limitations, exclusions and disclaimers shall

apply to the maximum extent permitted by applicable law, even if any remedy fails its essential purpose.

11.2. NOTICE TO U.S. GOVERNMENT END USERS

11.3. For contracts with agencies of the Department of Defense, the Government's rights in: (1) commercial computer software and commercial computer software documentation shall be governed, pursuant to 48 C.F.R. 227.7201 through 227.7202-4, by Foxit's standard commercial license(s) for the respective product(s); (2) software and software documentation other than commercial computer software and commercial computer software documentation shall be governed by 48 C.F.R. 252.227-7014; (3) technical data for commercial items other than software or software documentation shall be governed by 48 C.F.R. 252.227-7015(b); and (4) technical data for non-commercial items other than software or software documentation shall be governed by 48 C.F.R. 252.227-7013.

11.4. For contracts with U.S. Government agencies other than the Department of Defense agencies, the Government's rights in: (1) commercial computer software and commercial computer software documentation shall be governed, pursuant to 48 C.F.R. 2.101 and 12.212, by Foxit's standard commercial license(s) for the respective product(s); (2) software and software documentation other than commercial computer software and commercial computer software documentation shall be governed by 48 C.F.R. 52.227-14, Alternative III; and (3) technical data other than software and software documentation shall be governed by 48 C.F.R. 52.227-14 including, where applicable Alternatives I or II.

12. GENERAL. This Agreement will be governed by and construed in accordance with the laws of the State of California excluding that body of laws known as conflicts of law. The United Nations Convention on Contracts for the International Sale of Goods will not apply. Any legal action or proceeding arising under this Agreement will be brought exclusively in the federal or state courts located in San Jose, California and the parties hereby irrevocably consent to the personal jurisdiction and venue therein. You may not assign this Agreement or any right or interest hereunder, by operation of law or otherwise, without Foxit's express prior written consent. Any attempt to assign this Agreement, without such consent, will be null and of no effect. Subject to the foregoing, this Agreement will bind and inure to the benefit of each party's successors and permitted assigns. Except as expressly set forth in this Agreement, the exercise by either party of any of its remedies under this Agreement will be without prejudice to its other remedies under this Agreement or otherwise. If for any reason a court of competent jurisdiction finds any provision of this Agreement invalid or unenforceable, that provision of the Agreement will be enforced to the maximum extent permissible and the other provisions of this Agreement will remain in full force and effect. All notices or

approvals required or permitted under this Agreement will be in writing and delivered by confirmed facsimile transmission, by overnight delivery services, or by certified mail, and in each instance will be deemed given upon receipt. All notices or approvals will be sent to the addresses set forth in the applicable ordering document or invoice or to such other address as may be specified by either party to the other in accordance with this section. Neither party will be responsible for any failure or delay in its performance under this Agreement (except for any payment obligations) due to causes beyond its reasonable control, including, but not limited to, labor disputes, strikes, lockouts, shortages of or inability to obtain labor, energy or supplies, war, terrorism, riot, or acts of God. The failure by either party to enforce any provision of this Agreement will not constitute a waiver of future enforcement of that or any other provision. This Agreement, including Foxit's support and maintenance services terms constitutes the entire and exclusive agreement between the parties concerning its subject matter and supersedes all prior written and oral understandings and agreements between the parties regarding its subject matter. The terms and conditions contained in any customer purchase order or other ordering document that are inconsistent with or in addition to the terms and conditions of this Agreement are hereby rejected by Foxit and will be deemed null and of no effect.

13. COMPLIANCE WITH LICENSES. If you are a business, company or organization, you agree that upon request from Foxit or its authorized representative you will within thirty (30) days fully document and certify that use of any and all Foxit Products at the time of the request is in conformity with your valid licenses from Foxit.

14. DISCONTINUING OR MODIFYING SERVICES. you acknowledge that Foxit has the right to discontinue the manufacture and development of any of the Product and the support for that Product, in its sole discretion at any time, including the distribution of older Product versions, provided that Foxit agrees not to discontinue the support for that Product during the current annual term of this Agreement, subject to the termination provisions herein. Notwithstanding the foregoing, if Foxit discontinues the manufacture and support for a particular Product, Support for any remaining Products covered by this Agreement shall not be adversely affected. Foxit reserves the right to alter the Support, in its sole discretion but in no event shall such alterations result in: (a) diminished support from the level of support set forth herein; (b) materially diminished obligations for Foxit; or (c) your materially diminished rights.

15. Should you have any questions concerning this License, or if you desire to contact Foxit for any reason, please call (510) 438-9090.

Chapter 1 – Introduction

Foxit PDF Creator Toolbar is a free, small, fast and accurate plug-in which is powered by Ask Partner Network. It enables users to conveniently and efficiently convert any type of printable Windows document, including DOC, XLS, PPT, TXT, JPEG and even HTML, to reliable PDF files while retaining the look and feel of the original documents. It supports Windows XP/Vista/7 and is compatible with PDF standard 1.7.

Features

Here is a list of key features Foxit PDF Creator Toolbar offers:

- Create PDFs for free with one click on the toolbar;
- Convert most common office files and images (DOC, XLS, PPT, HTML, TXT, JPEG, BMP, GIF, etc...) into PDF files;
- Enable accurate and efficient PDF displaying and processing;
- Support embedding Windows fonts;
- Support image resolution up to 2400 DPI;
- Support transparent imaging module;
- Reduce file size in the resulted PDFs for many documents;
- Simplify the PDF creation procedure and save time;
- Freedom to set page margins and orientation when printing to Foxit PDF Printer;
- Easily installed: everything is installed within minutes;
- Comply with PDF 1.3 and above specification.

Chapter 2 – Installation & Uninstallation

This chapter describes the system requirements and installation of Foxit PDF Creator Toolbar.

The following sections are included:

- [System Requirements](#)
- [Installing Foxit PDF Creator Toolbar](#)
- [What Happens to Your System after Installation](#)
- [Uninstalling Foxit PDF Creator Toolbar](#)

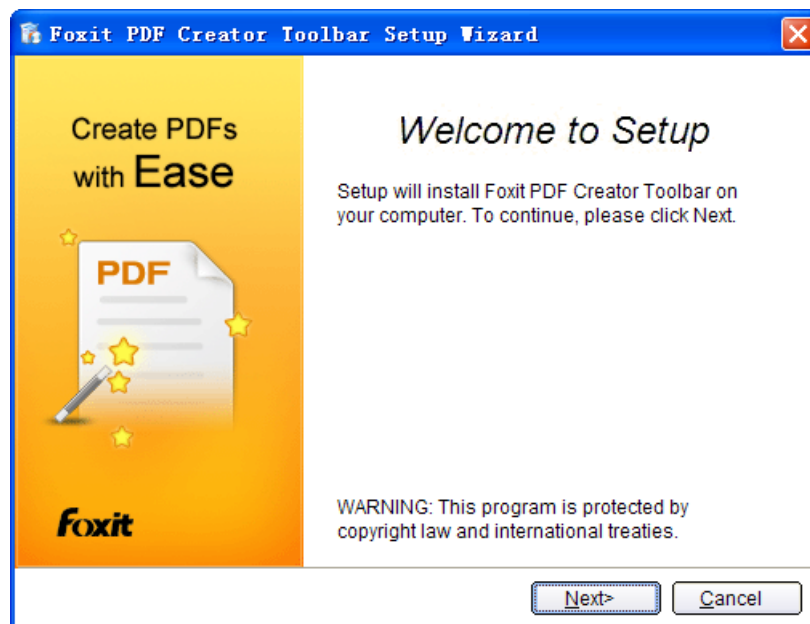
System Requirements

- At least 32MB RAM
- Windows XP/Vista/Windows 7
- Supports IE and Firefox
- [Foxit PDF Reader](#) installed to view generated PDF files

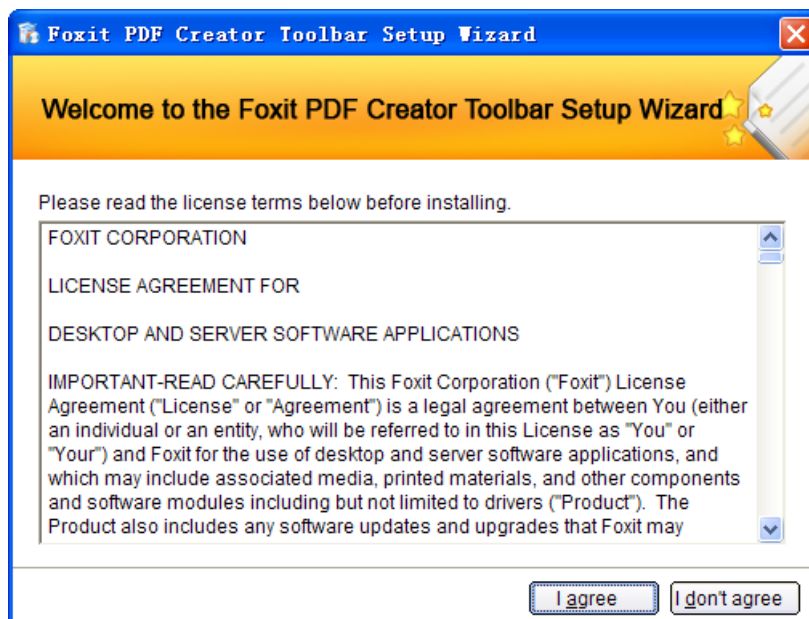
Installing Foxit PDF Creator Toolbar

Before you install the PDF Creator Toolbar, log into Microsoft Windows with an Administrator privilege. Foxit PDF Creator Toolbar installs as a plugin in your browser. Download the setup program file from the [Foxit website](#), named "FPCreatorToolbar.exe" onto your own PC and do the followings:

1. Double click the "FPCreatorToolbar.exe" file, and the Setup Wizard will pop up, click **Next** button to continue.



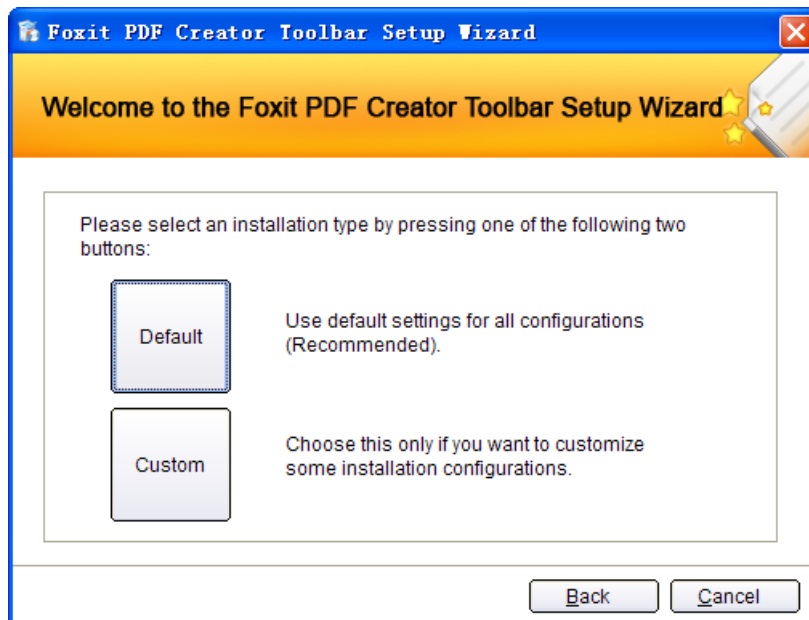
2. Please read the license terms in the table, then click "**I agree**" to continue installing.



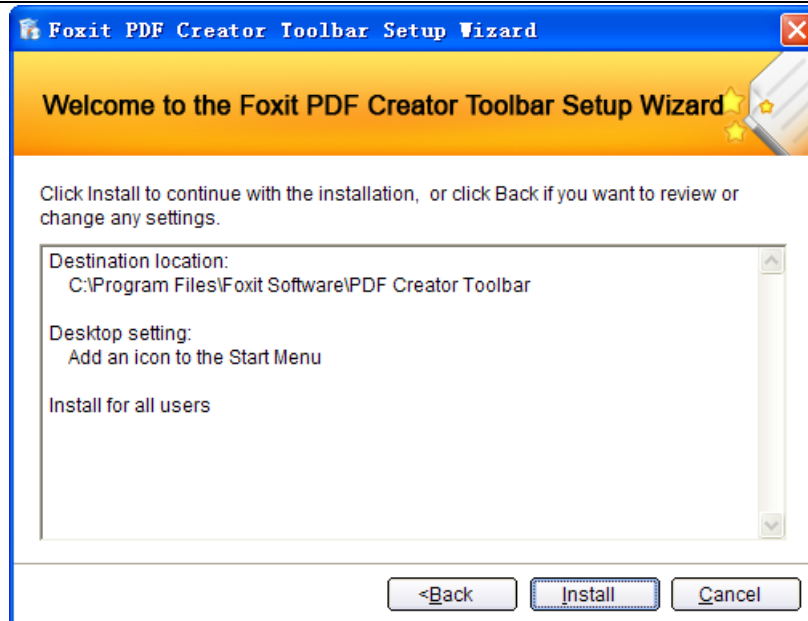
3. You can decide whether to select the settings of "Make Ask my browser default search provider" and "Set Ask.com as my homepage" or not. Please read the Ask License Terms and Privacy Policy, and then click Next to continue.



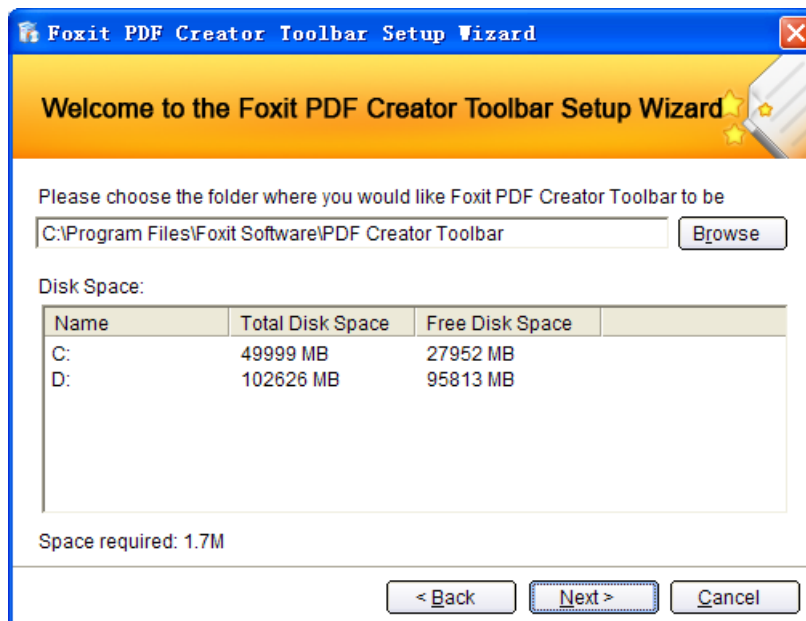
4. In this step, there are two installation types, please select one type and press the button.



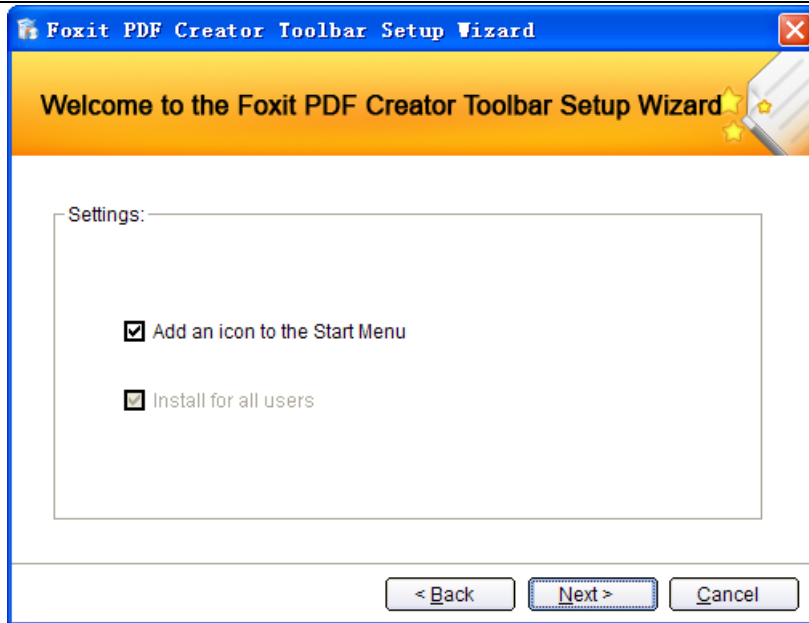
5. If you select "Default", it will finish Foxit PDF Creator Toolbar setup by the default setup configuration that Foxit has preset for the installation.



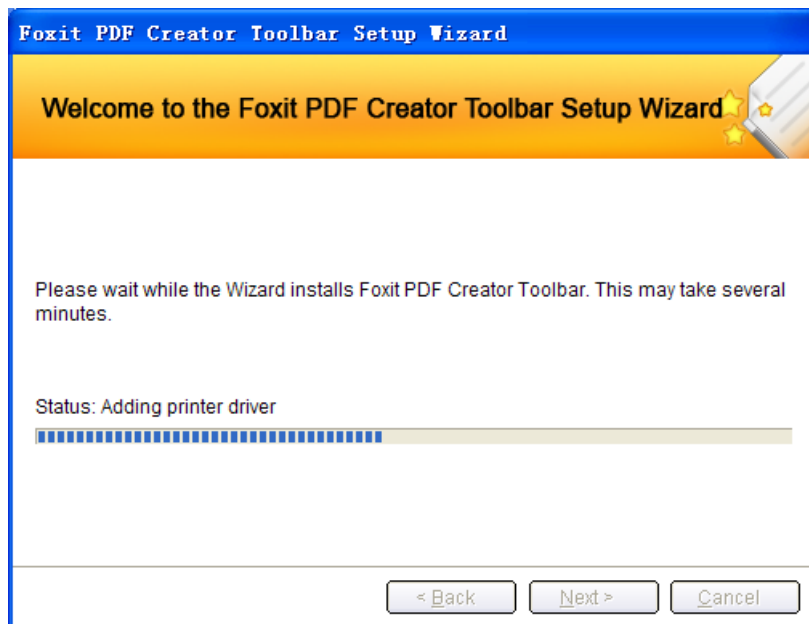
6. If you select “**Custom**”, you can **Browse** your PC to change the destination folder. After selected, click **Next** button to continue the installation.



7. Settings: you can decide whether to select the settings of “Add an icon to the Start Menu” or not. And then click **Next** to continue.



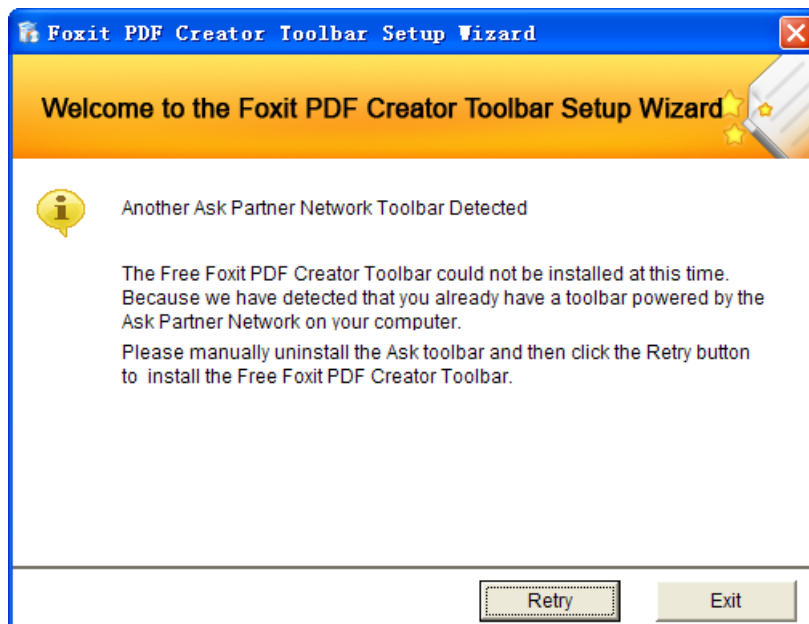
8. In this step, you will see the progress of the installation. It just takes a few minutes to finish.



9. When the install of PDF Creator Toolbar is complete you will shown this setup is complete window. Click Finish to continue.



10. If you have installed "Ask Partner Network Toolbar" before installing Foxit PDF Creator Toolbar, a warning message window will pop up. Please click "Exit" to cancel the installation or uninstall the existing ask toolbar manually and then click "Retry" to continue the installation.



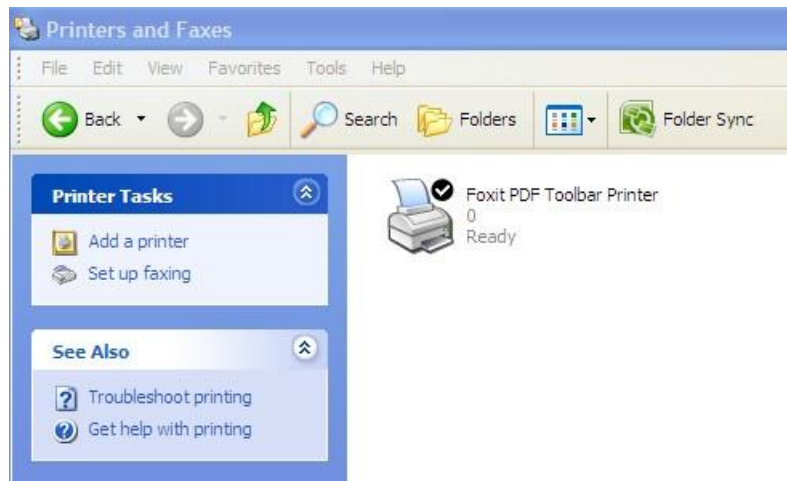
What Happens to Your System after Installation

Congratulations! You have installed the Foxit PDF Creator Toolbar successfully. Now let's see what has happened to your system.

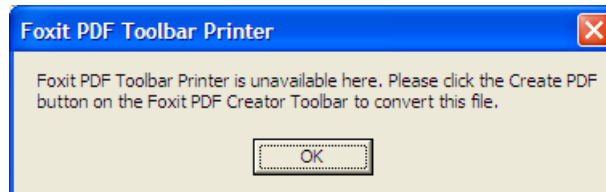
- Open your browser; you can see the "Create PDF" button on the toolbar.. The "Create PDF" button will allow you to create PDF's for free with one click.



- Open "Start Menu->Programs", you can see the "Foxit PDF Creator Toolbar" group with an uninstall program.
- Open "Control Panel"->"Printers and Faxes", you can see the Foxit PDF Creator Toolbar is added with the name "Foxit PDF Toolbar Printer". See the following figure.



NOTE: You cannot print your document to PDF from MSWord. You will get a warning message once you click "Print" from the File menu in MSWord.



Uninstalling Foxit PDF Creator Toolbar

To uninstall Foxit PDF Creator, you can do one of the following:

- ✓ Double click the file "uninstall.exe" under the Foxit PDF Creator Toolbar installation directory.
- ✓ Go to Start> Programs>Foxit PDF Creator Toolbar> Uninstall.

NOTE:

- *This operation is only to uninstall the PDF Printer driver without uninstalling the Ask Toolbar.*
- *If you want to uninstall the Ask Toolbar, you need to go to the Control Panel to uninstall it manually. Please make sure your browser is closed before uninstalling the Ask Toolbar.*
- *If you uninstall the Ask Toolbar without uninstalling the PDF Toolbar Printer, the PDF creator driver will also be unavailable.*

Chapter 3 - Settings for PDF Creation

This chapter helps you access PDF Printing Preferences to set up options for your PDF files.

This chapter contains the following sections:

- [Overview](#)
- [General](#)
- [Layout](#)
- [Fonts](#)
- [About](#)

Overview

Before you create a PDF file, you may wish to access PDF Printing Preferences to set up options for your PDF files. There are two ways to access your PDF Preferences:

Accessing the PDF Printing Preferences from Windows Notepad

Open a .txt file, and select **File > Print > Preference**.

Accessing the PDF Printing Preferences from Microsoft Office Documents

- Open a Microsoft Office document, and select **File > Print > Properties**.



General

- **Overwrite existing PDF file without confirmation**

By default, this option is checked. If you don't want your files to be overwritten without any prompt, you can uncheck this option.

- **Open the PDF file after converting**

By default, this option is checked. If you do not want the generated PDF file to be opened automatically after conversion, you can uncheck this option.

- **Compress images using lossy algorithm**

This option is checked by default. It allows you to reduce the image size with lower quality when generating PDF files. It's checked by default.

- **Merge small images if document includes a lot of images**

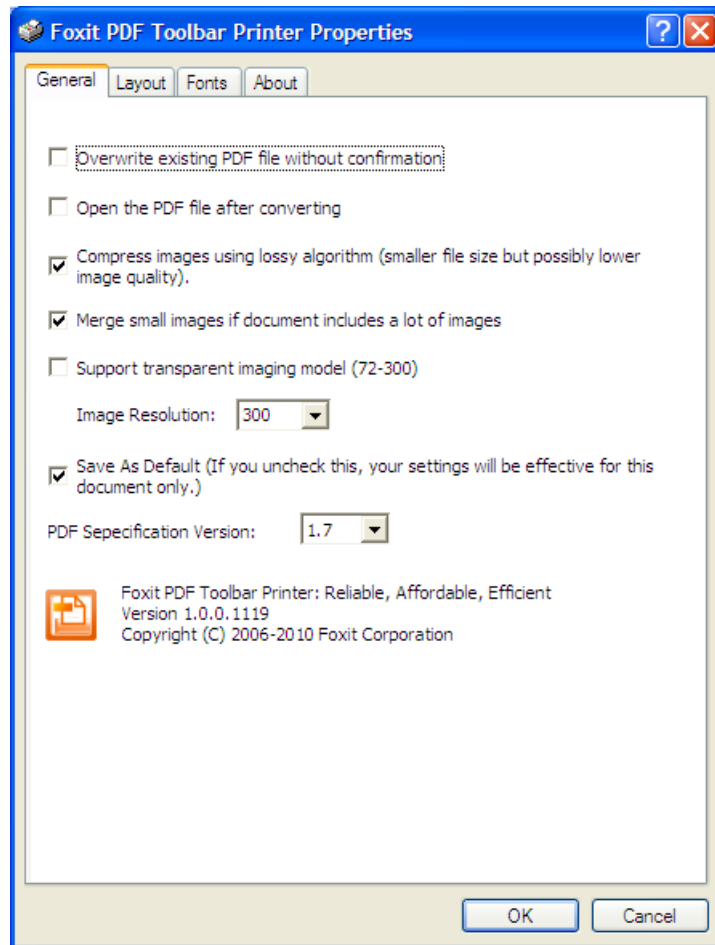
This option is checked by default. It allows you to merge small images into one image and reduce the image size.

- **Image Resolution**

This option allows you to input a DPI (dot per inch) level for image resolution. The valid level value is between 72 -300.

- **Save As Default**

If you wish for your changed settings to be applied to all documents, you must keep this option checked. If you uncheck it, your settings will be effective for the current document only.



General Page

Layout

- **Page Form**

This option allows you to choose paper types, or click **Custom-size form** and then enter the **Paper Size** dimensions in the **Width** and **Height** boxes.

- **Layout Preview**

You can see how your document layout will look with the selected options from **Page Form**.

- **Unit of Metrics**

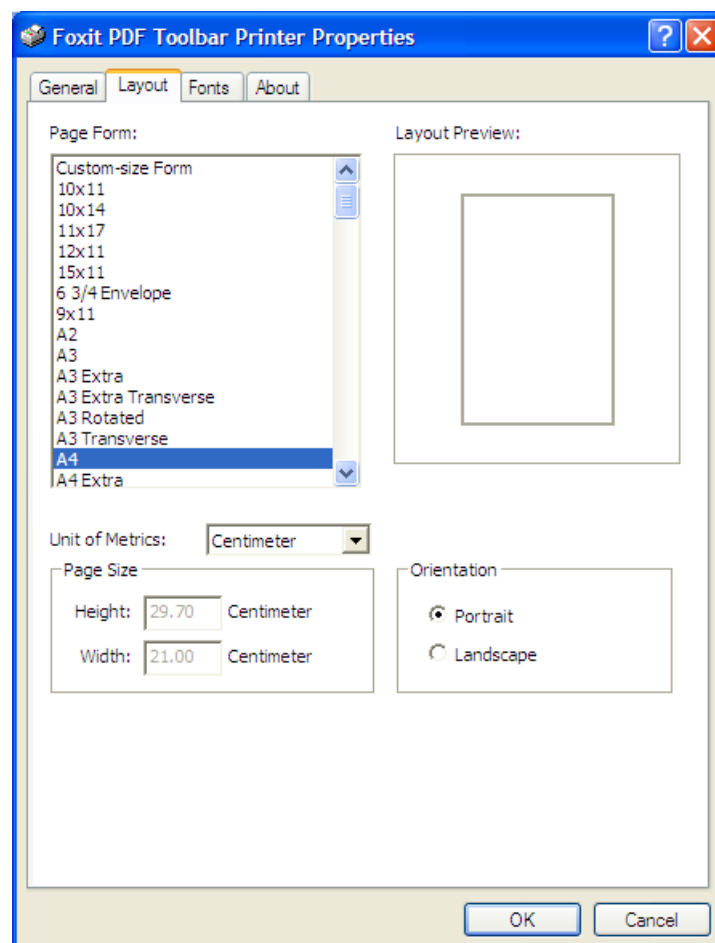
This option allows you to change the unit of measurement, including inch, centimeter and millimeter.

- **Page Size**

When you click **Custom-size Form** from the **Page Form**, this option is activated, and you can enter dimensions in the **Width** and **Height** boxes.

- **Orientation**

This option allows you to change the page orientation, Portrait or Landscape.



Fonts

- **Embed all fonts**

All fonts in the Font Source list will be embedded into your PDF document when you choose this option. To ensure that the PDF file you create is fully portable and readable on computers that may not have the same fonts installed, you should embed all fonts to guarantee that none are missed.

- **Embed non-standard fonts**

This option allows you to embed nonstandard fonts installed in your computer to your PDF document.

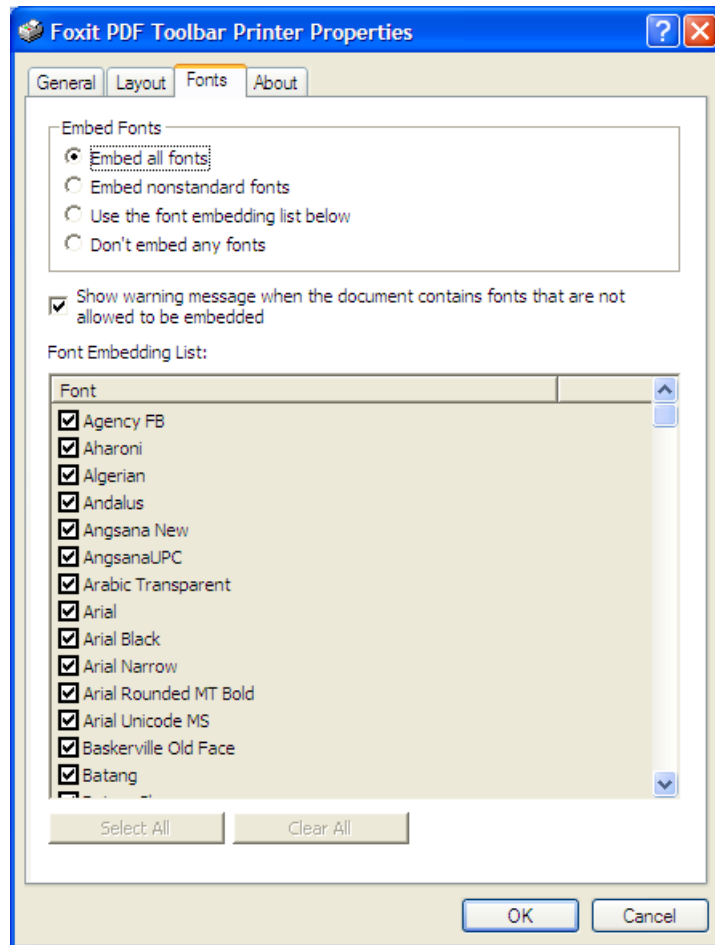
Note: *This will increase the size of your document considerably, particularly if you are using Unicode-based languages like Asian languages. The font embedding list will be disabled when this option is selected.*

- **Use the font embedding list below**

Font embedding list will be available when you select this option. You can check and uncheck the fonts in the list to choose the fonts you want to embed into PDF files.

- **Don't embed any fonts**

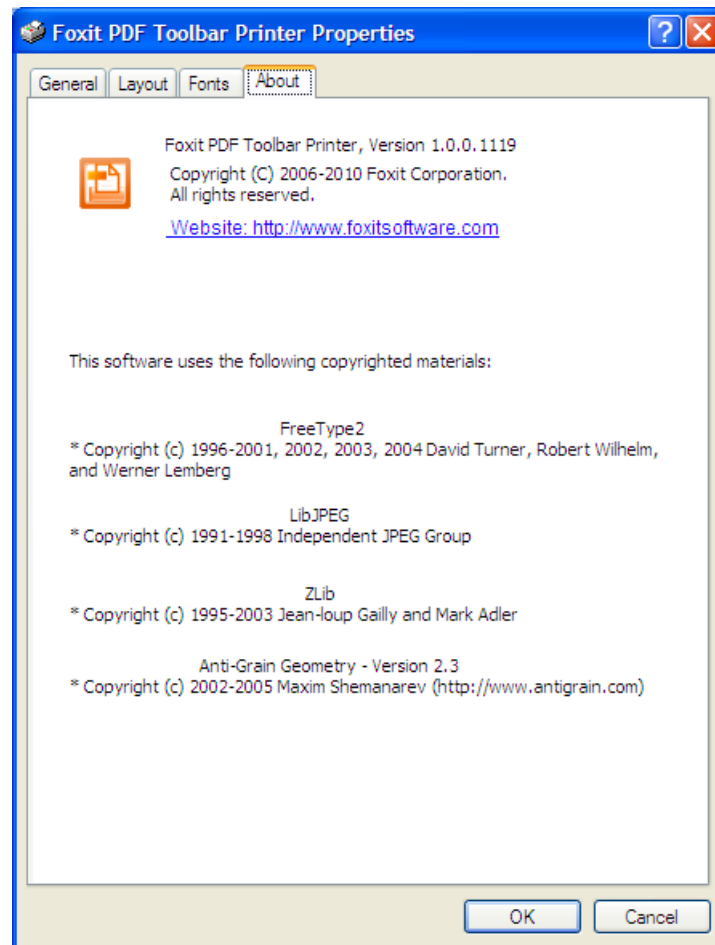
All fonts in the embedding list will be unchecked when this option is selected. When you read the created PDF files, fonts installed on your OS will be used.



Font Page

About

This tag displays the version number and related copyright information.



About Page

Chapter 4 – Using Foxit PDF Creator Toolbar


This chapter gives a short overview on how to generate accurate PDF files in seconds while retaining the original layout of documents.

The following sections are covered:

- [To create PDF files](#)
- [Creating PDF files from different file formats](#)

To create PDF files


Foxit PDF Creator Toolbar works as a plug-in in your browser, so you can use it to create PDFs for free with one click on the toolbar. Make sure that after installing The Creator Toolbar, you see a "Create PDF" button on your browser toolbar and a printer in the "Printers and Faxes" with the name "Foxit PDF Toolbar Printer".

1. Open your web browser, and click the  **Create PDF** button on the toolbar;
2. Select a file from the select files window, and click the **Open** button;
3. You will be prompted to specify the name of the PDF file and where to save to. Simply assign the PDF filename, select a folder location, and click the **Save** button.
4. You will see a creating progress bar, when it's done, the PDF will be automatically opened.


NOTE: To open the PDF file, you need a PDF reader program in your system, like "Foxit PDF Reader."

Creating PDF Files from Different File Formats

Windows Notepad

1. Click  **Create PDF** button on the browser toolbar;
2. Select a .txt file from the select files window, and click the **Open** button;
3. A dialog box will pop up for you to specify the folder and file name of the PDF document to be generated, after you are done, click **Save** button.
4. A progress bar will appear, when it's done, the PDF will be automatically opened.


Microsoft Word

1. Click  **Create PDF** button on the browser toolbar;
2. Select a .doc file from the select files window, and click the **Open** button;
3. A dialog box will pop up for you to specify the folder and file name of the PDF document to be generated, after you are done, click **Save** button.
4. A progress bar will appear, when it's done, the PDF will be automatically opened.

NOTES:

- You will not be able to migrate Hyperlink and Bookmarks styles from MSWord to PDF output by using Foxit PDF Creator Toolbar.
- If MSWord 2000 or later is not available in your machine, you will not be able to convert MSWord to PDF.
- Foxit PDF Creator Toolbar itself doesn't generate bookmarks or hyperlinks. It just converts the bookmarks and hyperlinks that you created in MSWord to PDFs. For how to generate bookmarks and hyperlinks, you should refer to MSWord help.


Microsoft Excel

1. Click  **Create PDF** button on the browser toolbar;
2. Select an .xls file from the select files window, and click the **Open** button;
3. A dialog box will pop up for YOU to specify the folder and file name of the PDF document to be generated, after done, click **Save** button.
4. A progress bar will appear, when it's done, the PDF will be automatically opened.

NOTE:

- You will not be able to print multiple worksheets in a single Excel workbook to a single PDF file.
- If MSEXcel 2000 or later is not available in your machine, you will not be able to convert MSEXcel to PDF.

Internet Explorer

1. Run your Windows web browser;
2. Open and save the web page to be converted;
3. Click  **Create PDF** button on the browser toolbar;
4. Select the .html file you saved from the select files window, and click the **Open** button;
5. A dialog box will pop up for you to specify the folder and file name of the PDF document to be generated, after done, click **the Save** button;
6. A progress bar will appear, when it's done, the PDF will be automatically opened.

Contact Us

Feel free to contact us should you need any information or have any problems with our products. We are always here, ready to serve you better.

- **Office Address:**
Foxit Corporation
39819 Paseo Padre Parkway
Fremont CA 94538
USA
- **Mailing Address:**
Foxit Corporation
39819 Paseo Padre Parkway
Fremont CA 94538
USA
- **Sales:**
[1-866-MYFOXIT](tel:1-866-MYFOXIT) or [1-866-693-6948](tel:1-866-693-6948)
510-438-9090, 408-307-9358
- **Support:**
[1-866-MYFOXIT](tel:1-866-MYFOXIT) or [1-866-693-6948](tel:1-866-693-6948)
979-446-0280, 408-329-7976
- **Fax:**
510-405-9288
- **Website:**
www.foxitsoftware.com
- **E-mail:**
Sales and Information - sales@foxitsoftware.com
Technical Support - support@foxitsoftware.com
Marketing Service - marketing@foxitsoftware.com